



Certificate of Analysis











Sample:KN21130011-004
Harvest/Lot ID: KN21130011-004
Batch#: 250CAT-KND389
Seed to Sale# N/A
Batch Date: 11/01/22
Sample Size Received: 250 mg
Total Batch Size: N/A
Retail Product Size: 250 mg
Ordered : 11/03/22
Sampled : 11/03/22
Completed: 12/02/22
Sampling Method: N/A

PASSED

Page 1 of 1

Dec 02, 2022 | FarmaSci Life, Inc.
1100 Park Central Blvd S
Pompano Beach, FL, 33064, US



PRODUCT IMAGE	SAFETY RESULTS								MISC.
	 Pesticides NOT TESTED	 Heavy Metals NOT TESTED	 Microbials NOT TESTED	 Mycotoxins NOT TESTED	 Residuals Solvents NOT TESTED	 Filth NOT TESTED	 Water Activity NOT TESTED	 Moisture NOT TESTED	 Terpenes NOT TESTED

	Cannabinoid	PASSED
--	--------------------	---------------



	CBDV	CBDA	CBGA	CBG	CBD	THCV	CBN	EXO-THC	D9-THC	D8-THC	D10-THC	CBC	THCA	D8-THCO	D9-THCO	THC-O
%	<0.01	<0.01	ND	ND	1.1549	ND	ND	ND	ND	ND	ND	ND	ND	ND	ND	ND
mg/g	<0.1	<0.1	ND	ND	11.549	ND	ND	ND	ND	ND	ND	ND	ND	ND	ND	ND
LOD	0.001	0.001	0.001	0.001	0.001	0.001	0.001	0.002	0.001	0.001	0.001	0.001	0.001	0.002	0.002	0.002
	%	%	%	%	%	%	%	%	%	%	%	%	%	%	%	%

Analyzed by: 2368, 2990, 2657 Weight: 0.2171g Extraction date: 11/30/22 15:56:25 Extracted by: 2990

Analysis Method : SOP.T.30.031.TN & SOP.T.40.031.TN Expanded Measurement of Uncertainty: Flower Matrix d9-THC:12.7%, THCA: 9.5%, TOTAL THC 11.1%. These uncertainties represent an expanded uncertainty expressed at approximately the 95% confidence level using a coverage factor k=2 for a normal distribution.

Analytical Batch : KN003190POT Reviewed On : 12/02/22 16:28:57
Instrument Used : HPLC E-SHI-008 Batch Date : 11/30/22 14:26:13
Running on : N/A

Dilution : N/A
Reagent : 062422.03; 100422.02; 102422.10; 100522.02; 112922.R13; 112922.R14
Consumables : 294108110; 22/04/01; 270314; 239146; 220325059-D; IP250.100
Pipette : E-GIL-010; E-EPP-081

Full spectrum cannabinoid analysis utilizing High Performance Liquid Chromatography with UV/PDA detection (HPLC-UV/PDA). All cannabinoids have an LOQ of 0.01%.

This report shall not be reproduced, unless in its entirety, without written approval from Kaycha Labs. This report is an Kaycha Labs certification. The results relate only to the material or product analyzed. Test results are confidential unless explicitly waived otherwise. Void after 1 year from test end date. Cannabinoid content of batch material may vary depending on sampling error. IC=In-control QC parameter, NC=Non-controlled QC parameter, ND=Not Detected, NA=Not Analyzed, ppm=Parts Per Million, ppb=Parts Per Billion. Limit of Detection (LoD) and Limit of Quantitation (LoQ) are terms used to describe the smallest concentration that can be reliably measured by an analytical procedure. RPD=Reproducibility of two measurements. Action Levels are State determined thresholds for human safety for consumption and/or inhalation. The result >99% are variable based on uncertainty of measurement (UM) for the analyte. The UM error is available from the lab upon request. The "Decision Rule" for the pass/fail does not include the UM. The limits are based on F.S. Rule 64-4.310.

Sue Ferguson

Lab Director

State License # n/a
ISO Accreditation # 17025:2017


Signature

12/02/22

Signed On